














Online Safety: Rate and Review

<p>Aim: Recognise common uses of information technology beyond school.</p> <p>Use technology safely and respectfully, keeping personal information private; identify where to go for help and support when they have concerns about content or contact on the internet or other online technologies in the context of reviewing websites.</p>	<p>Success Criteria: I can discuss what people might want to know about a website to decide whether it is useful or not.</p> <p>I can explain what I like or dislike about a website.</p> <p>I can use clues to decide who a website is aimed at.</p>	<p>Resources: Lesson Pack</p> <p>Laptop/desktop/tablet - per pair</p> <p>Whiteboards and pens</p>
<p>To rate and review informative websites.</p>	<p>Key/New Words: Internet, website, safe, secure, rating, review, rank.</p>	<p>Preparation: Selection of four to five pre-chosen informative websites (perhaps about a topic being studied in class) for children to explore</p> <p>Differentiated Roaring Reviews Activity Sheet - per pair</p>

<p>Prior Learning: Children will need to be familiar with an appropriate web browser. They will have used search engines in the second lesson of the unit and know the importance of using keywords in searches. They will have explored how to determine whether a website is suitable for children or not.</p>

Learning Sequence

	<p>Recommendations: Ask children how they might know if a book or film is one they will enjoy and how they decide whether to see or read it or not. Discuss their answers and then use the prompt on the Lesson Presentation to discuss how people recommend things to each other. You might like to link this to any previous work children have done related to book reviews.</p>	
	<p>Important Information: Using the prompt on the Lesson Presentation, explain that reviews can also be written for websites. In mixed-ability groups, children note down the type of information they think they might need to include in a review of a website. Allow time for groups to feed back to the class before discussing example answers on the Lesson Presentation. <i>Can children discuss what people might want to know about a website to decide whether it is useful or not?</i></p>	
	<p>Website Review: Display one of the pre-approved websites for the class to see. Using the prompts on the Lesson Presentation, children discuss the website as if reviewing it. <i>Can children explain what they like or dislike about a website?</i></p>	
	<p>Roaring Reviews: Sort children into pairs. Provide children with the list of websites you have approved prior to the lesson. Working together, children view the websites and complete the Roaring Reviews Activity Sheet in their pair to record their thoughts about each. Encourage each pair to discuss the websites as modelled in the previous section of the lesson. <i>Can children explain what they like or dislike about a website? Can children use clues to decide who a website is aimed at?</i></p> <div style="display: flex; justify-content: space-around;"> <div data-bbox="215 1456 582 1635">  <p>Children review two websites, recording who they think the website is for, their favourite thing about it, and a star-rating out of five.</p> </div> <div data-bbox="614 1456 981 1657">  <p>Children review three websites, recording who they think the website is for, their favourite thing about it, something that could be improved and a star-rating out of five.</p> </div> <div data-bbox="1013 1456 1380 1680">  <p>Children review four websites, recording who they think the website is for and how they know, their favourite thing about it, something that could be improved and a star-rating out of five.</p> </div> </div>	
	<p>Share: Join pairs to form small groups. Encourage children to discuss the websites they looked at in the previous task and compare similarities and differences in their thoughts. Ask each group to rank the websites in order from favourite to least favourite. Encourage children to provide reasons for their rankings. <i>Can children explain what they like or dislike about a website?</i></p>	

<p>Taskit</p> <p>Designit: Children design their ideal website based on what they liked about the ones they have explored in the lesson.</p> <p>Checkit: Children create a checklist of useful information websites that could be used for research in the classroom.</p>
--

Guidance for macros in PowerPoints

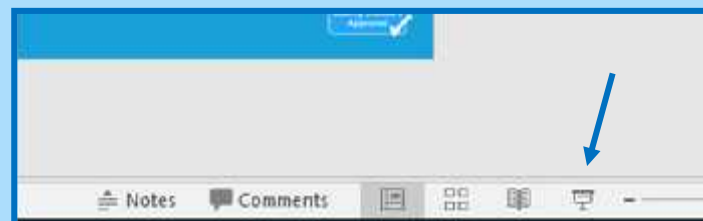
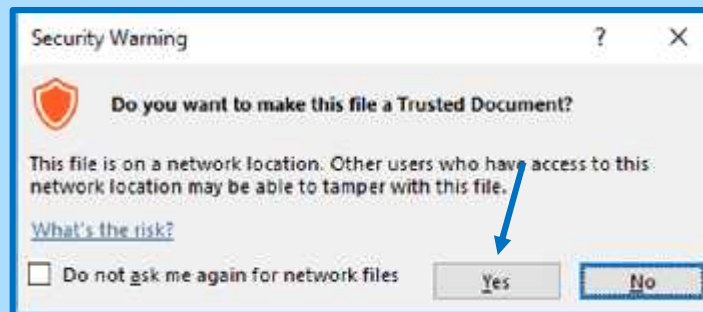
We use macros within PowerPoints to increase the interactivity of our presentations. Follow this simple process to get the most out of this resource.

What to do:

Open the PowerPoint file and enable editing.

A security warning box will appear. Click yes.

Enter presentation mode (start the slide show).






Computing

Online Safety

Rate and Review



Aim

- To rate and review informative websites.

Success Criteria

- I can discuss what people might want to know about a website to decide whether it is useful or not.
- I can explain what I like or dislike about a website.
- I can use clues to decide who a website is aimed at.

Recommendations



How do you know if a film or book is going to be one that you will enjoy?

How do you decide if you want to see or read it?



Someone else might **recommend** it to you. This means they might tell you what is good about it and why they think you should see or read it.

Important Information



Just like we can review books or films, we can also review websites. What important information would we need to give people in a website review?

In groups, think about the type of information we could include in a website review. Write your ideas on your whiteboard.



Important Information



Did you include any of these ideas?

- ✓ Name and website address
- ✓ What the website is about
- ✓ Who the website is for
- ✓ Any highlights or 'best bits'
- ✓ Anything that could be improved
- ✓ Star rating or marks out of five



Website Review



Look at a website with your teacher.

Think about:

- ✓ who the website is for and how you know this;
- ✓ the parts of it you think are most successful;
- ✓ what you think could be improved, if anything;
- ✓ how many stars out of five you would give it.



Roaring Reviews



Look at the websites your teacher has given you.

With your partner, record your thoughts about them on the **Roaring Reviews Activity Sheet**.

		Roaring Reviews	
		to rate and review informative websites.	
Name of this website	Name of Website	Website	Website
My favourite	Who is it for?	Who is the website for and how do you know?	Who is the website for and how do you know?
My rating	What is the website like?		
Name of this website	What is the website like?	What is your favourite thing about the website?	What is your favourite thing about the website?
My favourite	What could be improved about the website?	What could be improved about the website?	What could be improved about the website?
My rating	Your rating	My rating:	My rating:
		☆☆☆☆☆	☆☆☆☆☆

Share



You are now going to join with another pair. Share your thoughts about the websites you looked at. Did you like and dislike the same things? Was there anything they spotted that you didn't?

Once you have discussed your thoughts, rank the websites in order from your favourite to your least favourite.




Aim



- To rate and review informative websites.

Success Criteria

- I can discuss what people might want to know about a website to decide whether it is useful or not.
- I can explain what I like or dislike about a website.
- I can use clues to decide who a website is aimed at.



Aim: To rate and review informative websites.				Date:					
				Delivered By:			Support:		
Success Criteria	Me	Friend	Teacher	T	PPA	S	I	AL	GP
I can discuss what people might want to know about a website to decide whether it is useful or not.				Notes/Evidence					
I can explain what I like or dislike about a website.									
I can use clues to decide who a website is aimed at.									
Next Steps									
) _____									
) _____									

T	Teacher	I	Independent
PPA	Planning, Preparation and Assessment	AL	Adult Led
S	Supply	GP	Guided Practice

Aim: To rate and review informative websites.				Date:					
				Delivered By:			Support:		
Success Criteria	Me	Friend	Teacher	T	PPA	S	I	AL	GP
I can discuss what people might want to know about a website to decide whether it is useful or not.				Notes/Evidence					
I can explain what I like or dislike about a website.									
I can use clues to decide who a website is aimed at.									
Next Steps									
) _____									
) _____									

T	Teacher	I	Independent
PPA	Planning, Preparation and Assessment	AL	Adult Led
S	Supply	GP	Guided Practice



Roaring Reviews

To rate and review informative websites.



Name of website: _____

This website is for _____

My favourite thing about it is _____

My rating: 

Name of website: _____

This website is for _____

My favourite thing about it is _____

My rating: 



Roaring Reviews

To rate and review informative websites.



Name of website:

Who is the website for?

What is your favourite thing about the website?

What could be improved about the website?

Your rating:



Name of website:

Who is the website for?

What is your favourite thing about the website?

What could be improved about the website?

Your rating:





Roaring Reviews

To rate and review informative websites.



Name of website:

Who is the website for?

What is your favourite thing about the website?

What could be improved about the website?

Your rating:





Roaring Reviews

To rate and review informative websites.



Website:

Who is the website for and how do you know?

What is your favourite thing about the website?

What could be improved about the website?

My rating:



Website:

Who is the website for and how do you know?

What is your favourite thing about the website?

What could be improved about the website?

My rating:





Roaring Reviews

To rate and review informative websites.



Website:

Who is the website for and how do you know?

What is your favourite thing about the website?

What could be improved about the website?

My rating:



Website:

Who is the website for and how do you know?

What is your favourite thing about the website?

What could be improved about the website?

My rating:



Online Safety | Rate and Review

To rate and review informative websites.		
I can discuss what people might want to know about a website to decide whether it is useful or not.		
I can explain what I like or dislike about a website.		
I can use clues to decide who a website is aimed at.		

Online Safety | Rate and Review

To rate and review informative websites.		
I can discuss what people might want to know about a website to decide whether it is useful or not.		
I can explain what I like or dislike about a website.		
I can use clues to decide who a website is aimed at.		

Online Safety | Rate and Review

To rate and review informative websites.		
I can discuss what people might want to know about a website to decide whether it is useful or not.		
I can explain what I like or dislike about a website.		
I can use clues to decide who a website is aimed at.		

Online Safety | Rate and Review

To rate and review informative websites.		
I can discuss what people might want to know about a website to decide whether it is useful or not.		
I can explain what I like or dislike about a website.		
I can use clues to decide who a website is aimed at.		

Online Safety | Rate and Review

To rate and review informative websites.		
I can discuss what people might want to know about a website to decide whether it is useful or not.		
I can explain what I like or dislike about a website.		
I can use clues to decide who a website is aimed at.		

Online Safety | Rate and Review

To rate and review informative websites.		
I can discuss what people might want to know about a website to decide whether it is useful or not.		
I can explain what I like or dislike about a website.		
I can use clues to decide who a website is aimed at.		

Online Safety | Rate and Review

To rate and review informative websites.		
I can discuss what people might want to know about a website to decide whether it is useful or not.		
I can explain what I like or dislike about a website.		
I can use clues to decide who a website is aimed at.		

Online Safety | Rate and Review

To rate and review informative websites.		
I can discuss what people might want to know about a website to decide whether it is useful or not.		
I can explain what I like or dislike about a website.		
I can use clues to decide who a website is aimed at.		